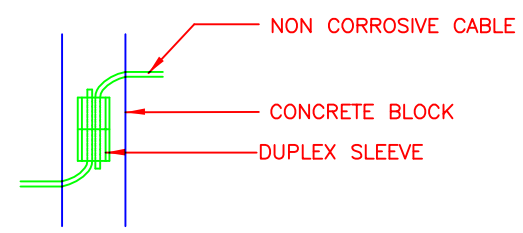
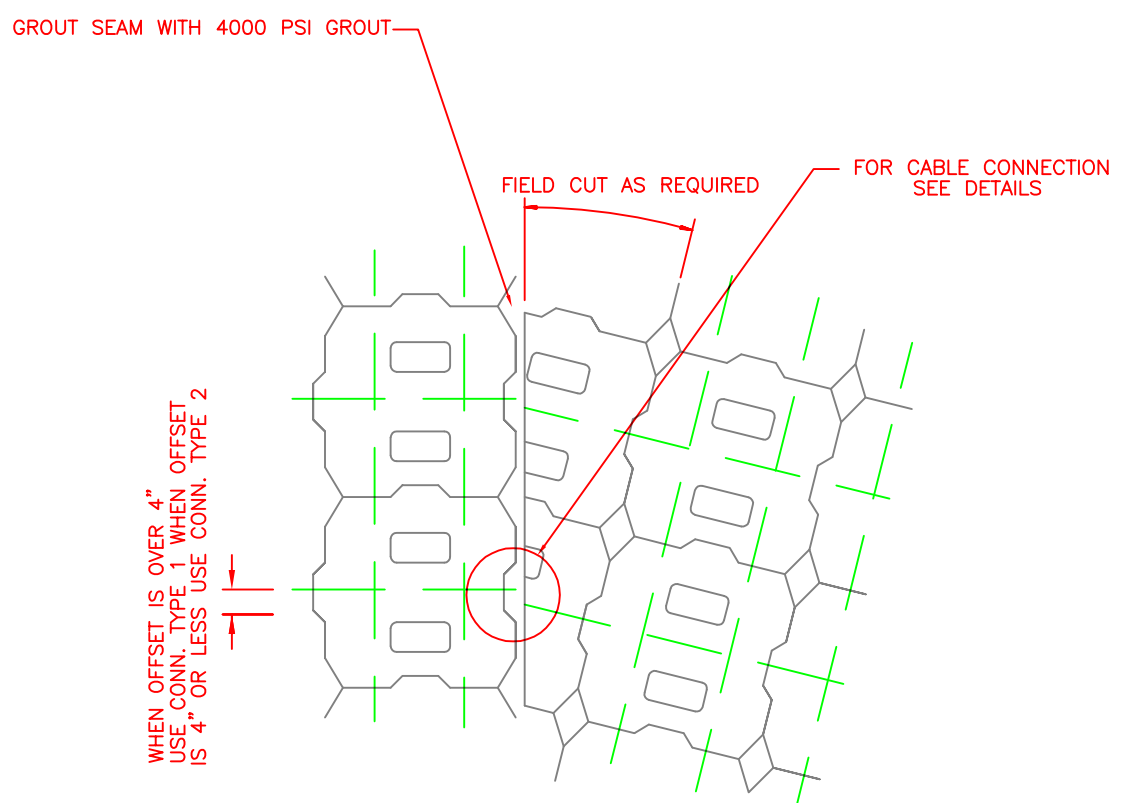


CLAMP DETAIL

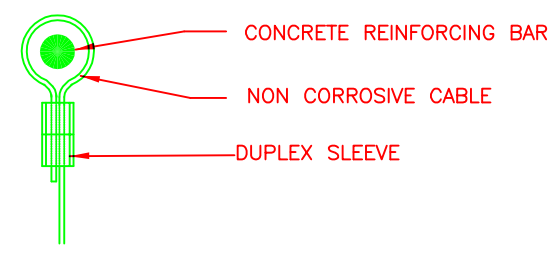


CONNECTION TYPE #1



ANGLE MAT CONNECTION

NOTE:
ALL CABLE CONNECTIONS ARE TO BE MADE WITHIN THE INTERSECTIONAL SPACE BETWEEN BLOCKS. CABLE CONNECTIONS ARE NOT TO PROTRUDE ABOVE MAT SURFACE.



CONNECTION TYPE #2

SHORETEC® L.L.C.
510 O'NEAL LANE
Baton Rouge, Louisiana 70819
(225) 408-1444 - Phone
(225) 408-1445 - Fax
www.shorettec.com

Client:		Title:	
		SHOREBLOCK® BD SERIES FEMALE CONNECTION OF MATS	
Scale:	Drawn By:	Project No:	Drawing No:
N.T.S.	A. CASE		5
File Name:			

No.	Date	Revision	By

DISCLAIMER
THE INFORMATION CONTAINED HEREIN HAS BEEN COMPILED BY SHORETEC® LLC AND TO THE BEST OF OUR KNOWLEDGE, ACCURATELY REPRESENTS THE SHOREBLOCK® PRODUCT USE IN THE APPLICATIONS WHICH ARE ILLUSTRATED. FINAL DETERMINATION OF THE SUITABILITY FOR THE USE CONTEMPLATED AND ITS MANNER OF USE ARE THE SOLE RESPONSIBILITY OF THE USER. STRUCTURAL DESIGN AND ANALYSIS SHALL BE PERFORMED BY A QUALIFIED ENGINEER.

THIS DRAWING IS BEING FURNISHED FOR THIS SPECIFIC PROJECT ONLY. ANY PARTY ACCEPTING THIS DOCUMENT DOES SO IN CONFIDENCE AND AGREES THAT IT SHALL NOT BE DUPLICATED IN WHOLE OR IN PART, NOR DISCLOSED TO OTHERS WITHOUT THE CONSENT OF SHORETEC® L.L.C.